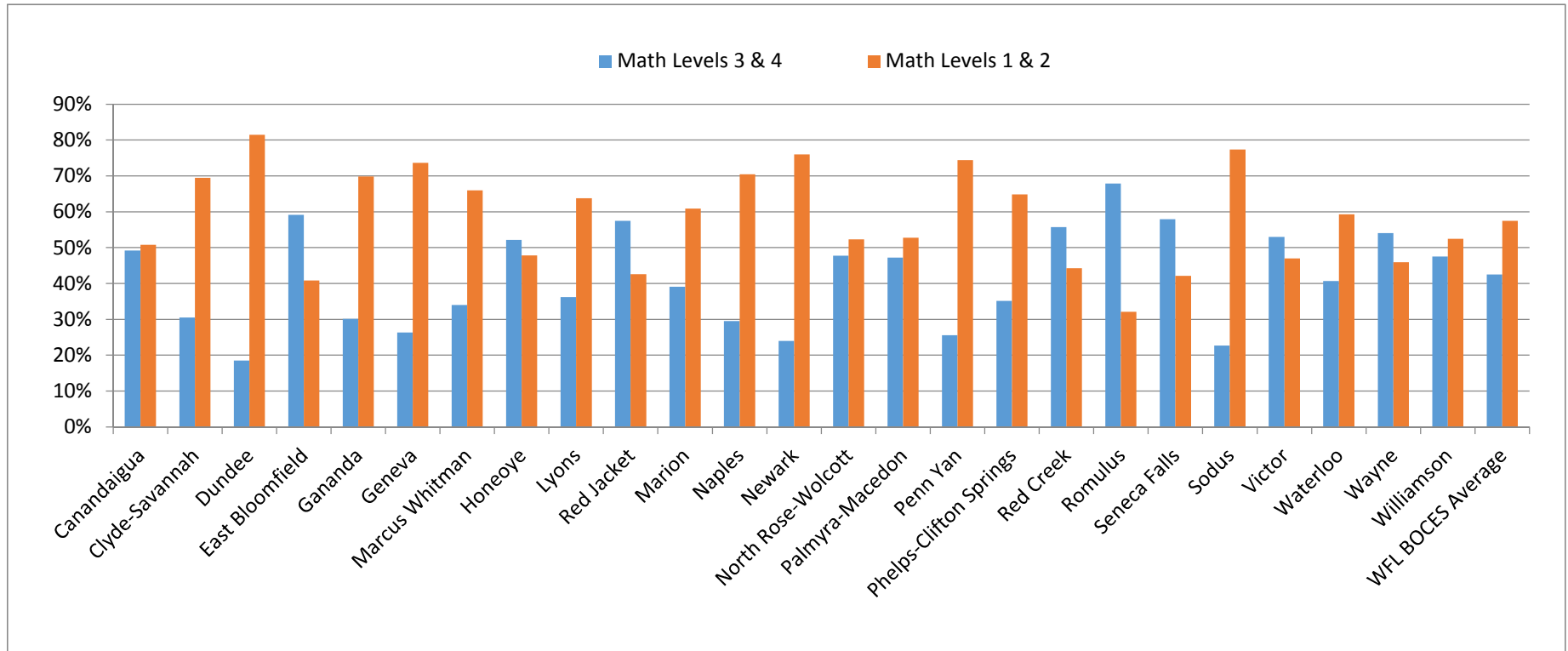


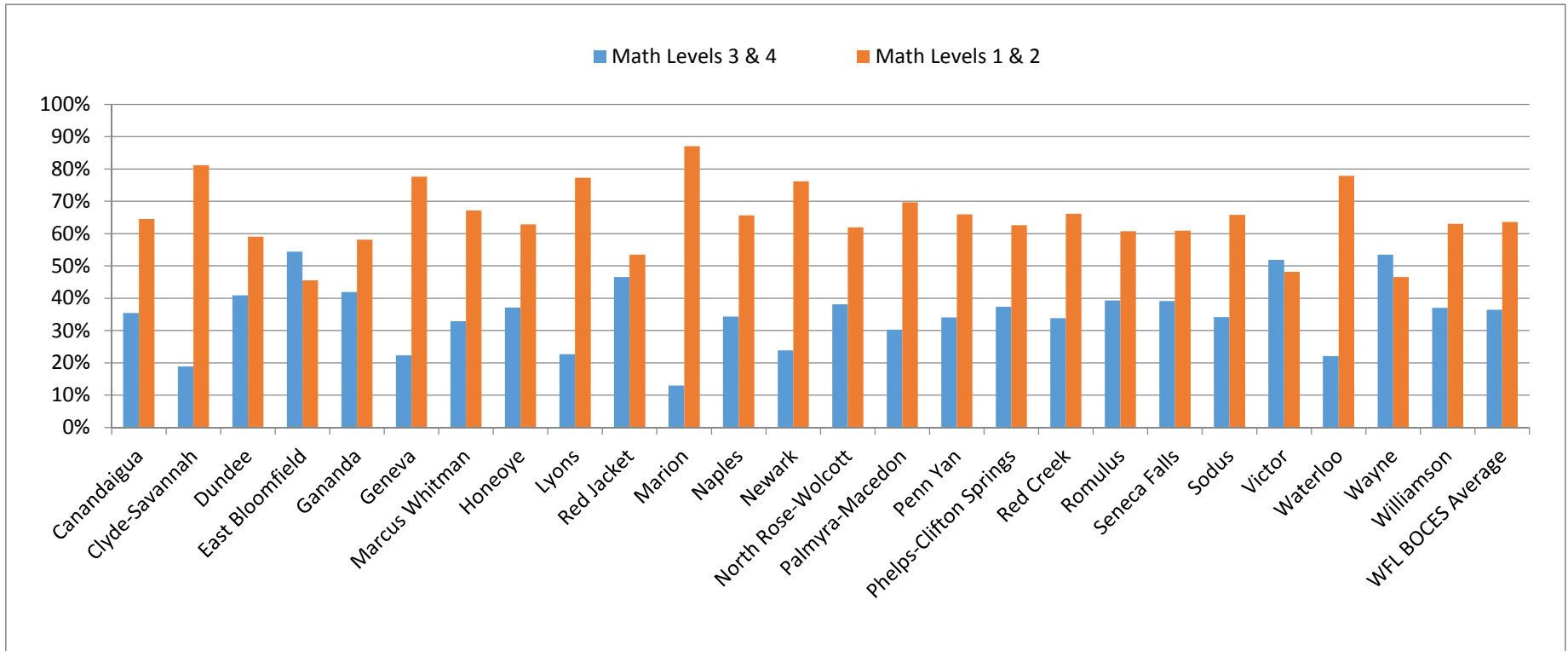
2013-14 MATH 3
 Combined Percent Scoring at Level 1&2 and 3&4
 WFL BOCES Component Districts



Performance Level	Canandaigua	Clyde-Savannah	Dundee	East Bloomfield	Gananda	Geneva	Marcus Whitman	Honeoye	Lyons	Red Jacket	Marion	Naples
Math Levels 3 & 4	49%	31%	19%	59%	30%	26%	34%	52%	36%	57%	39%	30%
Math Levels 1 & 2	51%	69%	81%	41%	70%	74%	66%	48%	64%	43%	61%	70%

Newark	North Rose-Wolcott	Palmyra-Macedon	Penn Yan	Phelps-Clifton Springs	Red Creek	Romulus	Seneca Falls	Sodus	Victor	Waterloo	Wayne	Williamson	WFL BOCES Average
24%	48%	47%	26%	35%	56%	68%	58%	23%	53%	41%	54%	48%	43%
76%	52%	53%	74%	65%	44%	32%	42%	77%	47%	59%	46%	52%	57%

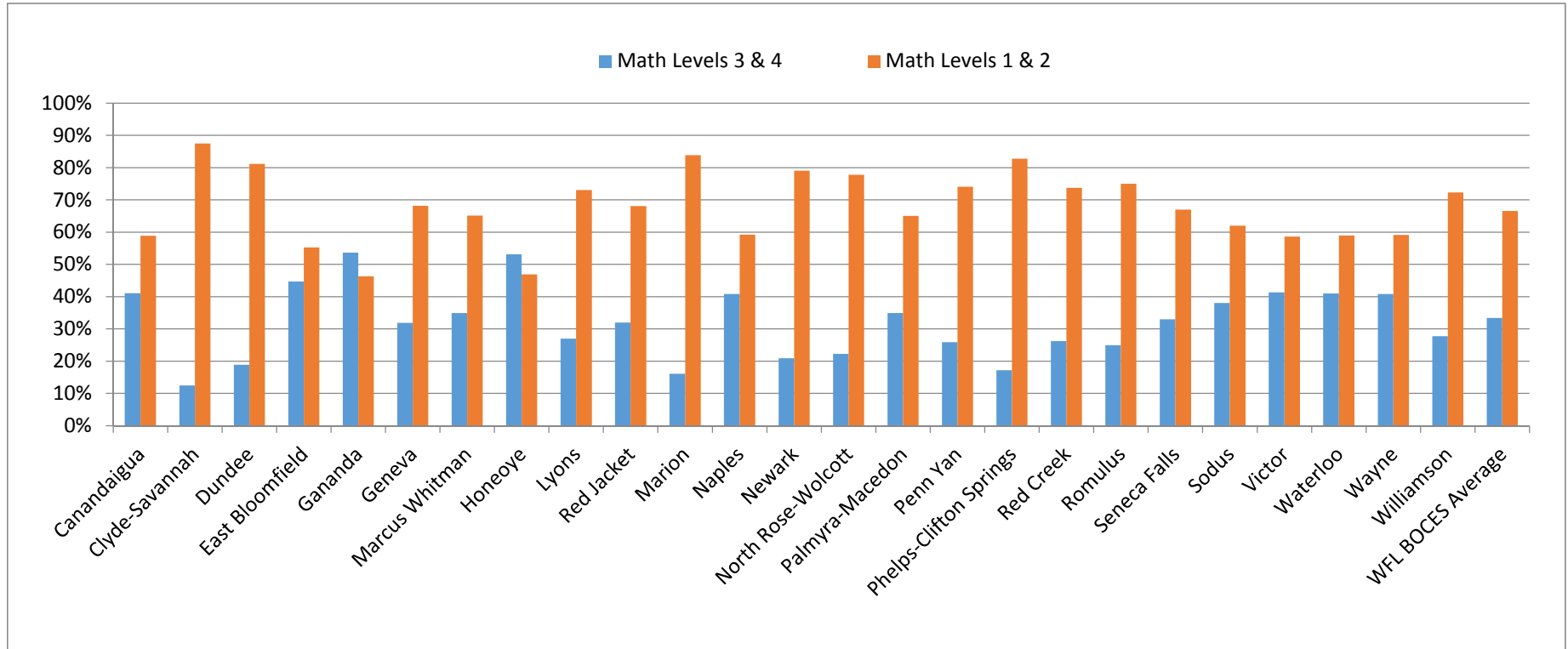
2013-14 MATH 4
 Combined Percent Scoring at Level 1&2 and 3&4
 WFL BOCES Component Districts



Performance Level	Canandaigua	Clyde-Savannah	Dundee	East Bloomfield	Gananda	Geneva	Marcus Whitman	Honeoye	Lyons	Red Jacket	Marion	Naples
Math Levels 3 & 4	35%	19%	41%	54%	42%	22%	33%	37%	23%	47%	13%	34%
Math Levels 1 & 2	65%	81%	59%	46%	58%	78%	67%	63%	77%	53%	87%	66%

	North Rose-Wolcott	Palmyra-Macedon	Penn Yan	Phelps-Clifton Springs	Red Creek	Romulus	Seneca Falls	Sodus	Victor	Waterloo	Wayne	Williamson	WFL BOCES Average
	24%	30%	34%	37%	34%	39%	39%	34%	52%	22%	53%	37%	36%
	76%	70%	66%	63%	66%	61%	61%	66%	48%	78%	47%	63%	64%

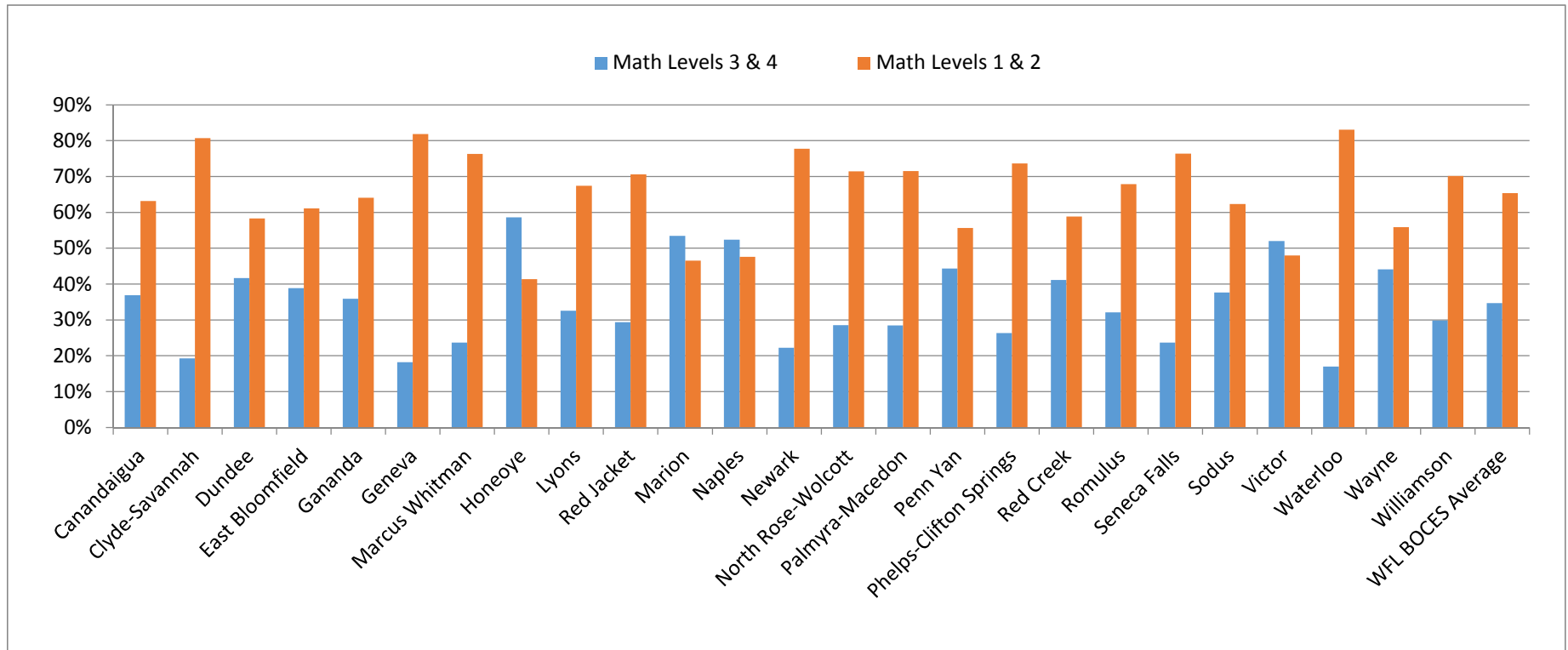
2013-14 MATH 5
 Combined Percent Scoring at Level 1&2 and 3&4
 WFL BOCES Component Districts



Performance Level	Canandaigua	Clyde-Savannah	Dundee	East Bloomfield	Gananda	Geneva	Marcus Whitman	Honeoye	Lyons	Red Jacket	Marion	Naples
Math Levels 3 & 4	41%	13%	19%	45%	54%	32%	35%	53%	27%	32%	16%	41%
Math Levels 1 & 2	59%	88%	81%	55%	46%	68%	65%	47%	73%	68%	84%	59%

	North Rose-Wolcott	Palmyra-Macedon	Penn Yan	Phelps-Clifton Springs	Red Creek	Romulus	Seneca Falls	Sodus	Victor	Waterloo	Wayne	Williamson	WFL BOCES Average
	21%	22%	26%	17%	26%	25%	33%	38%	41%	41%	41%	28%	33%
	79%	78%	74%	83%	74%	75%	67%	62%	59%	59%	59%	72%	67%

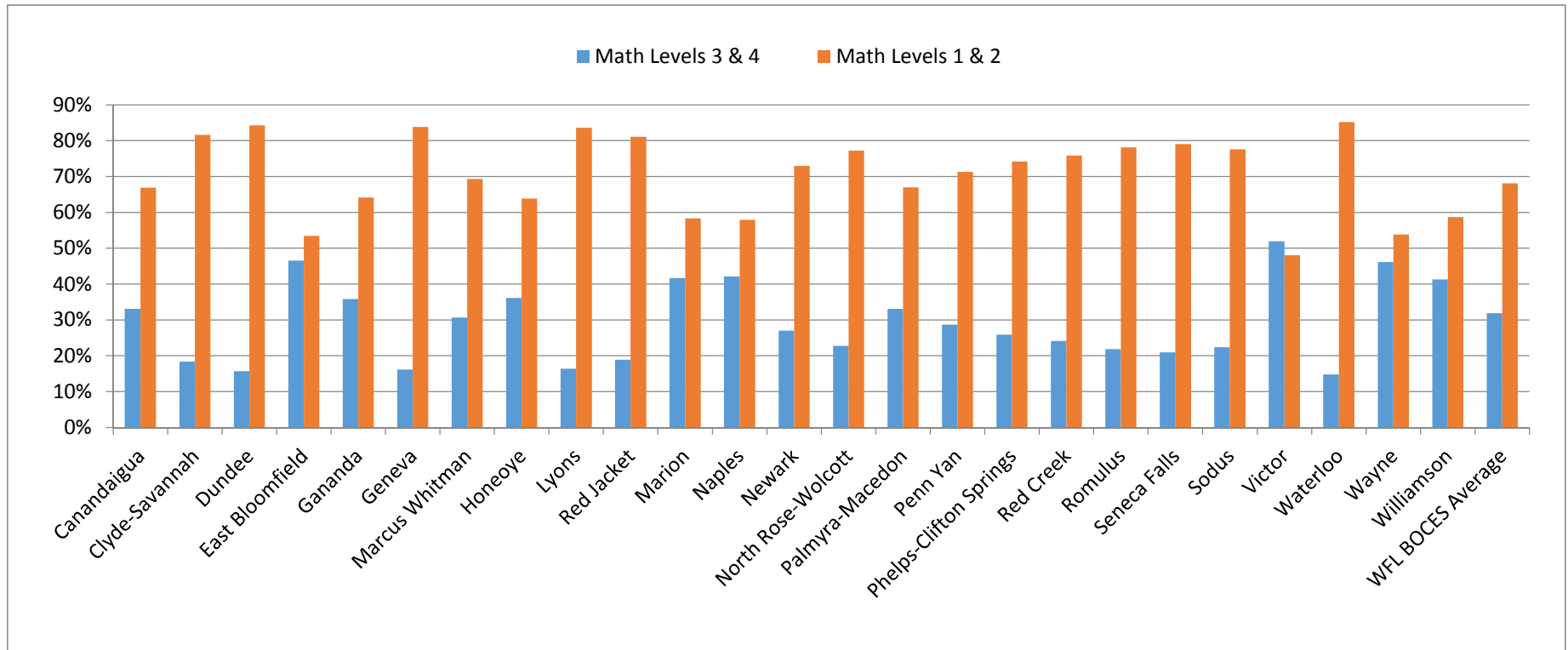
2013-14 MATH 6
 Combined Percent Scoring at Level 1&2 and 3&4
 WFL BOCES Component Districts



Performance Level	Canandaigua	Clyde-Savannah	Dundee	East Bloomfield	Gananda	Geneva	Marcus Whitman	Honeoye	Lyons	Red Jacket	Marion	Naples
Math Levels 3 & 4	37%	19%	42%	39%	36%	18%	24%	59%	33%	29%	53%	52%
Math Levels 1 & 2	63%	81%	58%	61%	64%	82%	76%	41%	67%	71%	47%	48%

	North Rose-Wolcott	Palmyra-Macedon	Penn Yan	Phelps-Clifton Springs	Red Creek	Romulus	Seneca Falls	Sodus	Victor	Waterloo	Wayne	Williamson	WFL BOCES Average	
	22%	29%	28%	44%	26%	41%	32%	24%	38%	52%	17%	44%	30%	35%
	78%	71%	72%	56%	74%	59%	68%	76%	62%	48%	83%	56%	70%	65%

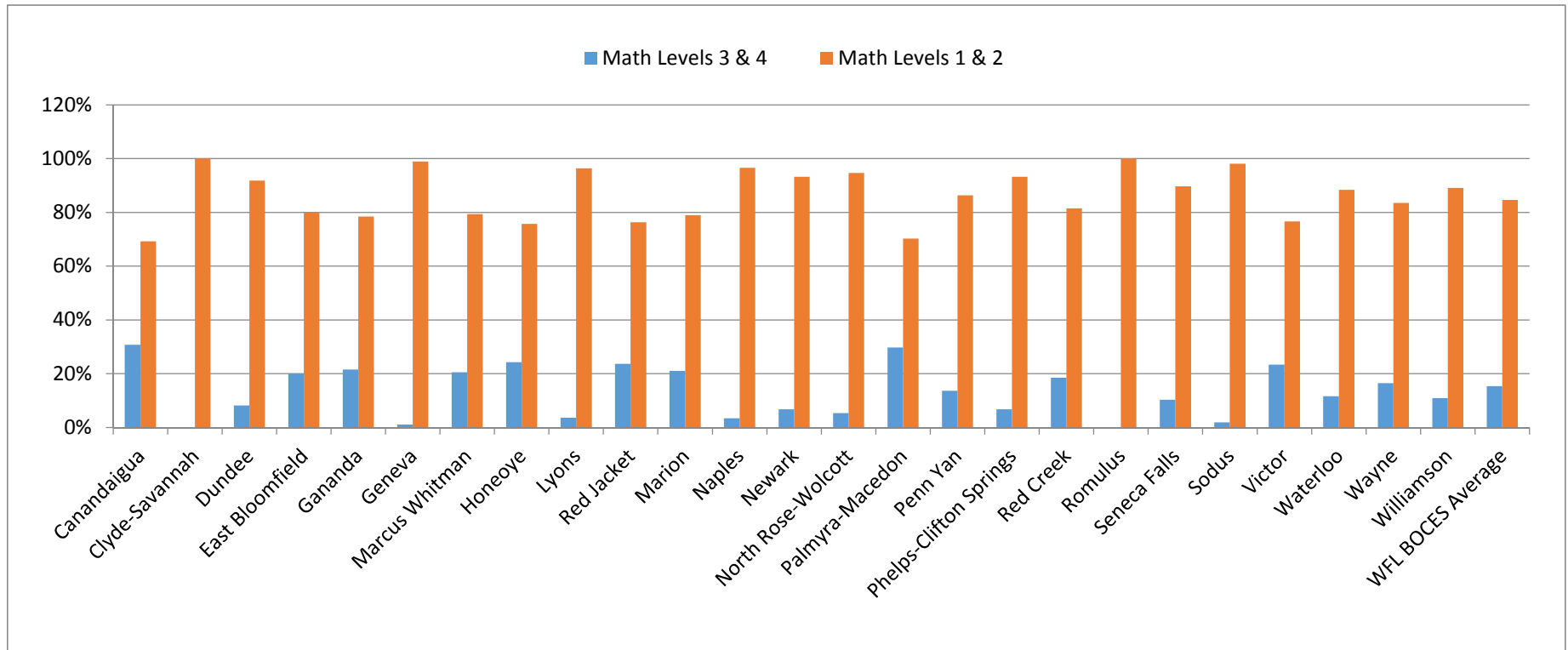
2013-14 MATH 7
 Combined Percent Scoring at Level 1&2 and 3&4
 WFL BOCES Component Districts



Performance Level	Canandaigua	Clyde-Savannah	Dundee	East Bloomfield	Gananda	Geneva	Marcus Whitman	Honeoye	Lyons	Red Jacket	Marion	Naples
Math Levels 3 & 4	33%	18%	16%	47%	36%	16%	31%	36%	16%	19%	42%	42%
Math Levels 1 & 2	67%	82%	84%	53%	64%	84%	69%	64%	84%	81%	58%	58%

Newark	North Rose-Wolcott	Palmyra-Macedon	Penn Yan	Phelps-Clifton Springs	Red Creek	Romulus	Seneca Falls	Sodus	Victor	Waterloo	Wayne	Williamson	WFL BOCES Average
27%	23%	33%	29%	26%	24%	22%	21%	22%	52%	15%	46%	41%	32%
73%	77%	67%	71%	74%	76%	78%	79%	78%	48%	85%	54%	59%	68%

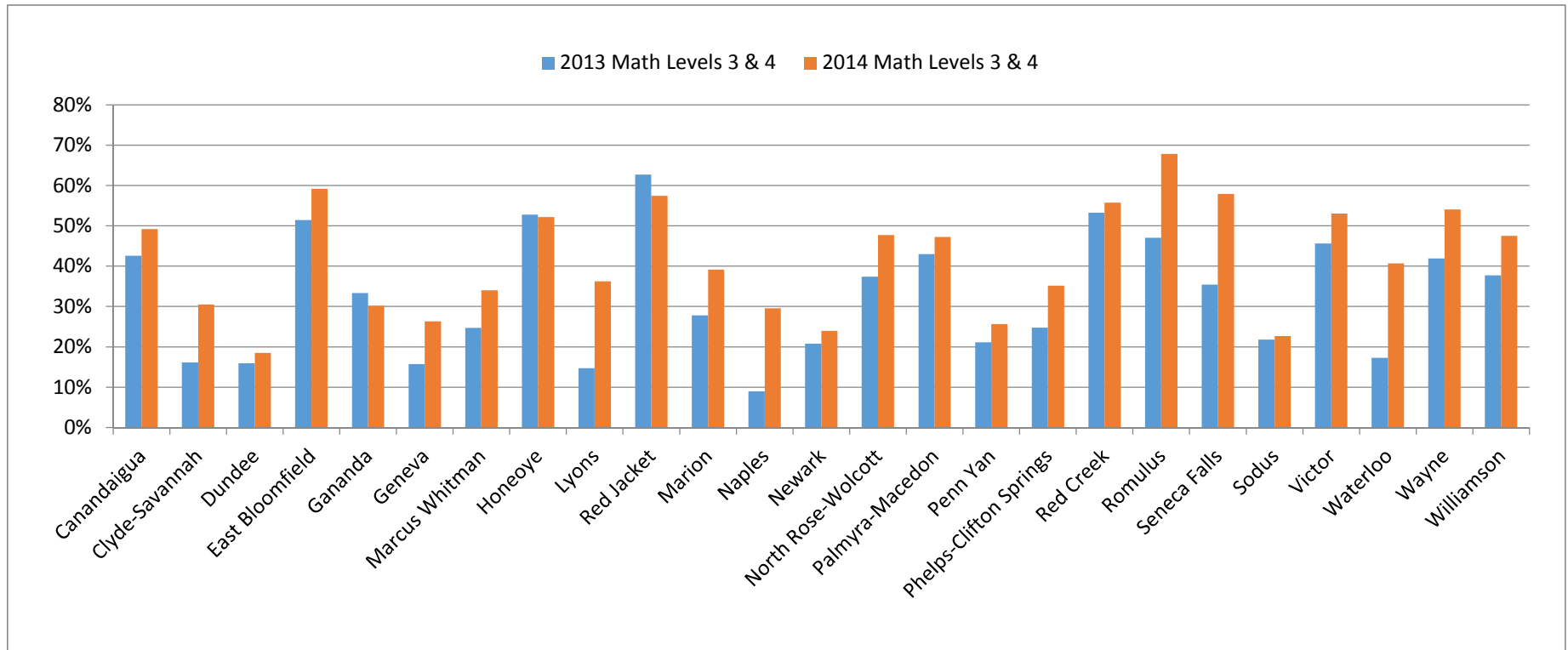
2013-14 MATH 8
 Combined Percent Scoring at Level 1&2 and 3&4
 WFL BOCES Component Districts



Performance Level	Canandaigua	Clyde-Savannah	Dundee	East Bloomfield	Gananda	Geneva	Marcus Whitman	Honeoye	Lyons	Red Jacket	Marion	Naples
Math Levels 3 & 4	31%	0%	8%	20%	22%	1%	21%	24%	4%	24%	21%	3%
Math Levels 1 & 2	69%	100%	92%	80%	78%	99%	79%	76%	96%	76%	79%	97%

	North Rose-Wolcott	Palmyra-Macedon	Penn Yan	Phelps-Clifton Springs	Red Creek	Romulus	Seneca Falls	Sodus	Victor	Waterloo	Wayne	Williamson	WFL BOCES Average
	7%	30%	14%	7%	19%	0%	10%	2%	23%	12%	16%	11%	15%
	93%	70%	86%	93%	81%	100%	90%	98%	77%	88%	84%	89%	85%

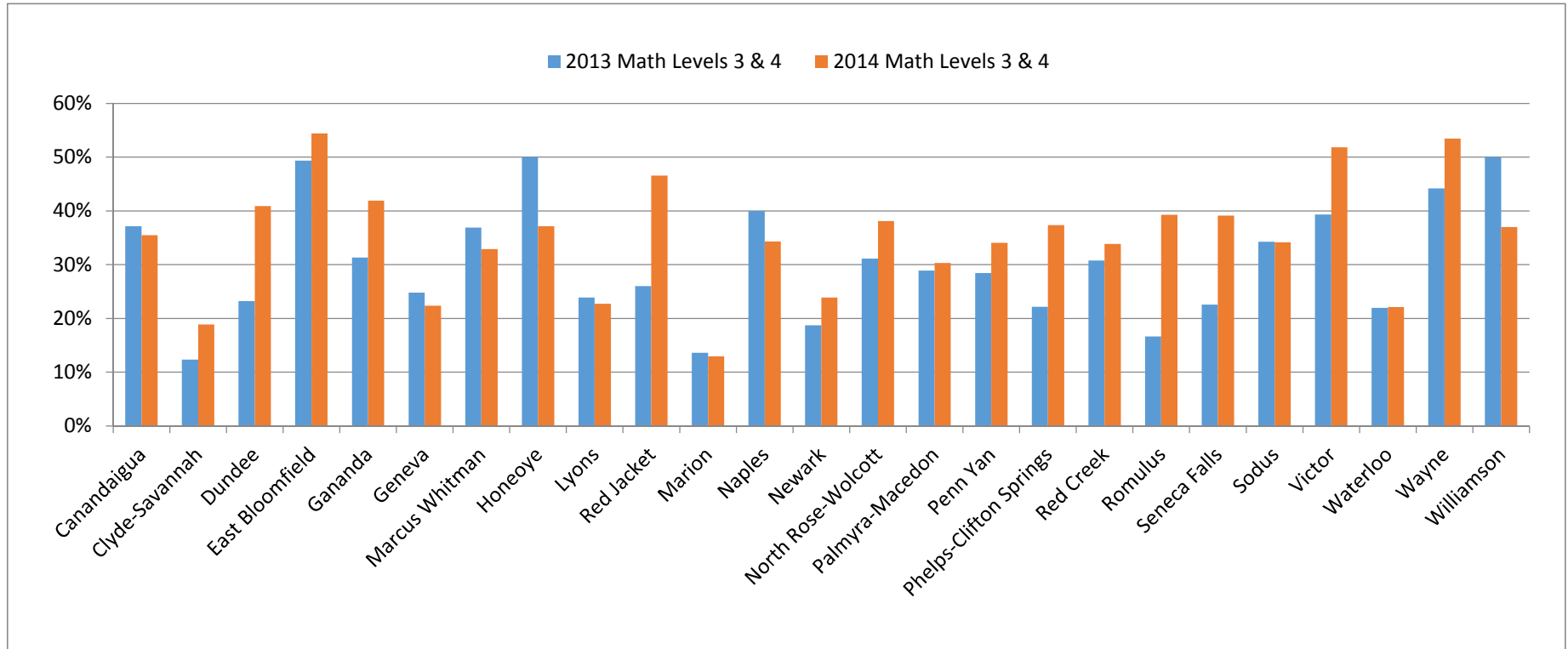
2013 and 2014 MATH 3
Percent Scoring at Level 3&4
WFL BOCES Component Districts



Performance Level	Canandaigua	Clyde-Savannah	Dundee	East Bloomfield	Gananda	Geneva	Marcus Whitman	Honeoye	Lyons	Red Jacket	Marion	Naples
2013 Math Levels 3 & 4	43%	16%	16%	51%	33%	16%	25%	53%	15%	63%	28%	9%
2014 Math Levels 3 & 4	49%	31%	19%	59%	30%	26%	34%	52%	36%	57%	39%	30%

Newark	North Rose-Wolcott	Palmyra-Macedon	Penn Yan	Phelps-Clifton Springs	Red Creek	Romulus	Seneca Falls	Sodus	Victor	Waterloo	Wayne	Williamson
21%	37%	43%	21%	25%	53%	47%	35%	22%	46%	17%	42%	38%
24%	48%	47%	26%	35%	56%	68%	58%	23%	53%	41%	54%	48%

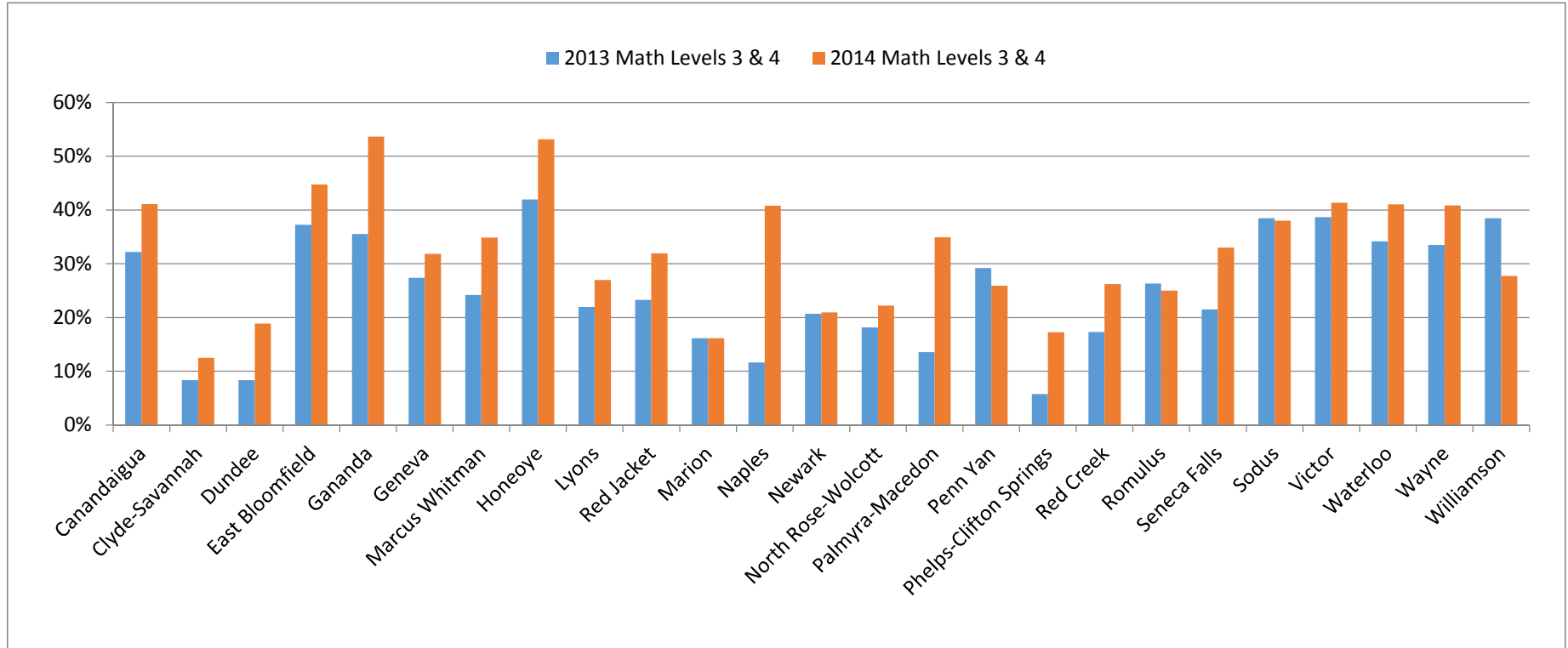
2013 and 2014 MATH 4
Percent Scoring at Level 3&4
WFL BOCES Component Districts



Performance Level	Canandaigua	Clyde-Savannah	Dundee	East Bloomfield	Gananda	Geneva	Marcus Whitman	Honeoye	Lyons	Red Jacket	Marion	Naples
2013 Math Levels 3 & 4	37%	12%	23%	49%	31%	25%	37%	50%	24%	26%	14%	40%
2014 Math Levels 3 & 4	35%	19%	41%	54%	42%	22%	33%	37%	23%	47%	13%	34%

Newark	North Rose-Wolcott	Palmyra-Macedon	Penn Yan	Phelps-Clifton Springs	Red Creek	Romulus	Seneca Falls	Sodus	Victor	Waterloo	Wayne	Williamson
19%	31%	29%	28%	22%	31%	17%	23%	34%	39%	22%	44%	50%
24%	38%	30%	34%	37%	34%	39%	39%	34%	52%	22%	53%	37%

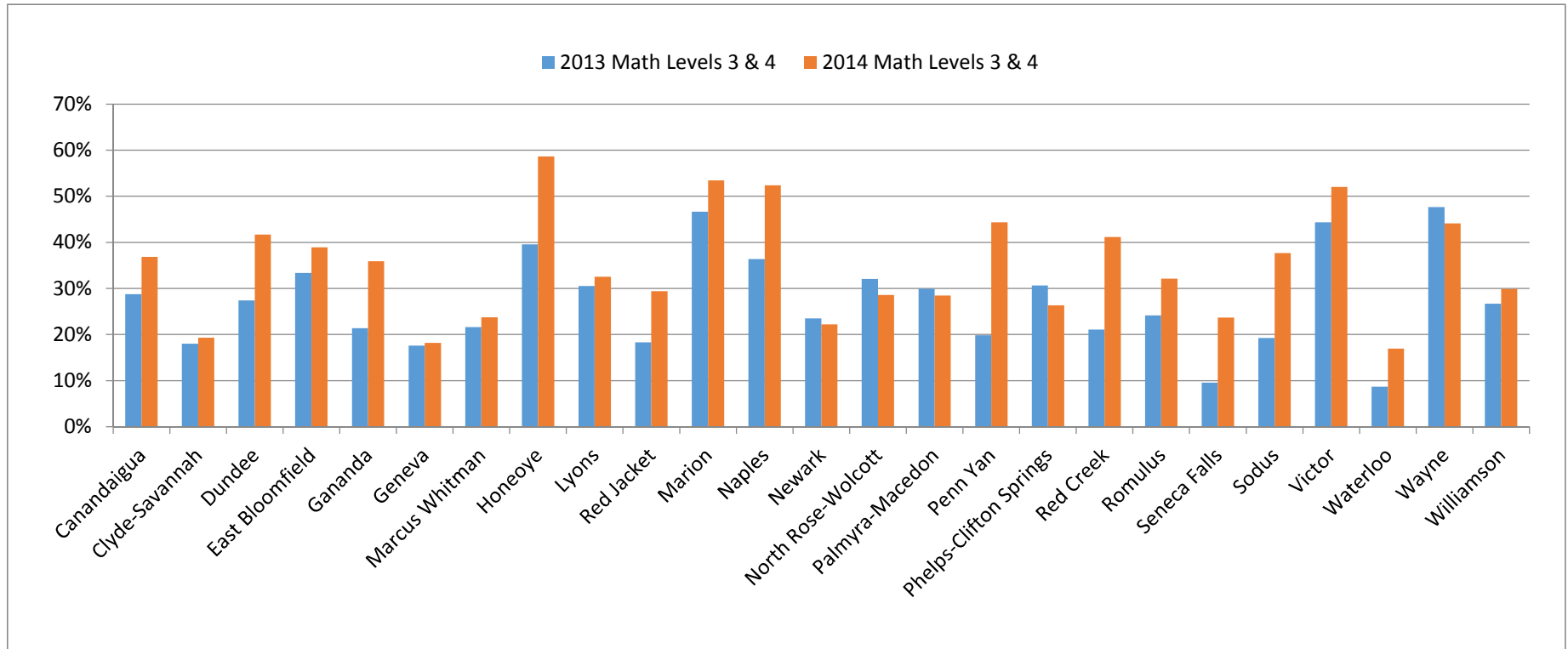
2013 and 2014 MATH 5
Percent Scoring at Level 3&4
WFL BOCES Component Districts



Performance Level	Canandaigua	Clyde-Savannah	Dundee	East Bloomfield	Gananda	Geneva	Marcus Whitman	Honeoye	Lyons	Red Jacket	Marion	Naples
2013 Math Levels 3 & 4	32%	8%	8%	37%	36%	27%	24%	42%	22%	23%	16%	12%
2014 Math Levels 3 & 4	41%	13%	19%	45%	54%	32%	35%	53%	27%	32%	16%	41%

Newark	North Rose-Wolcott	Palmyra-Macedon	Penn Yan	Phelps-Clifton Springs	Red Creek	Romulus	Seneca Falls	Sodus	Victor	Waterloo	Wayne	Williamson
21%	18%	14%	29%	6%	17%	26%	22%	38%	39%	34%	34%	38%
21%	22%	35%	26%	17%	26%	25%	33%	38%	41%	41%	41%	28%

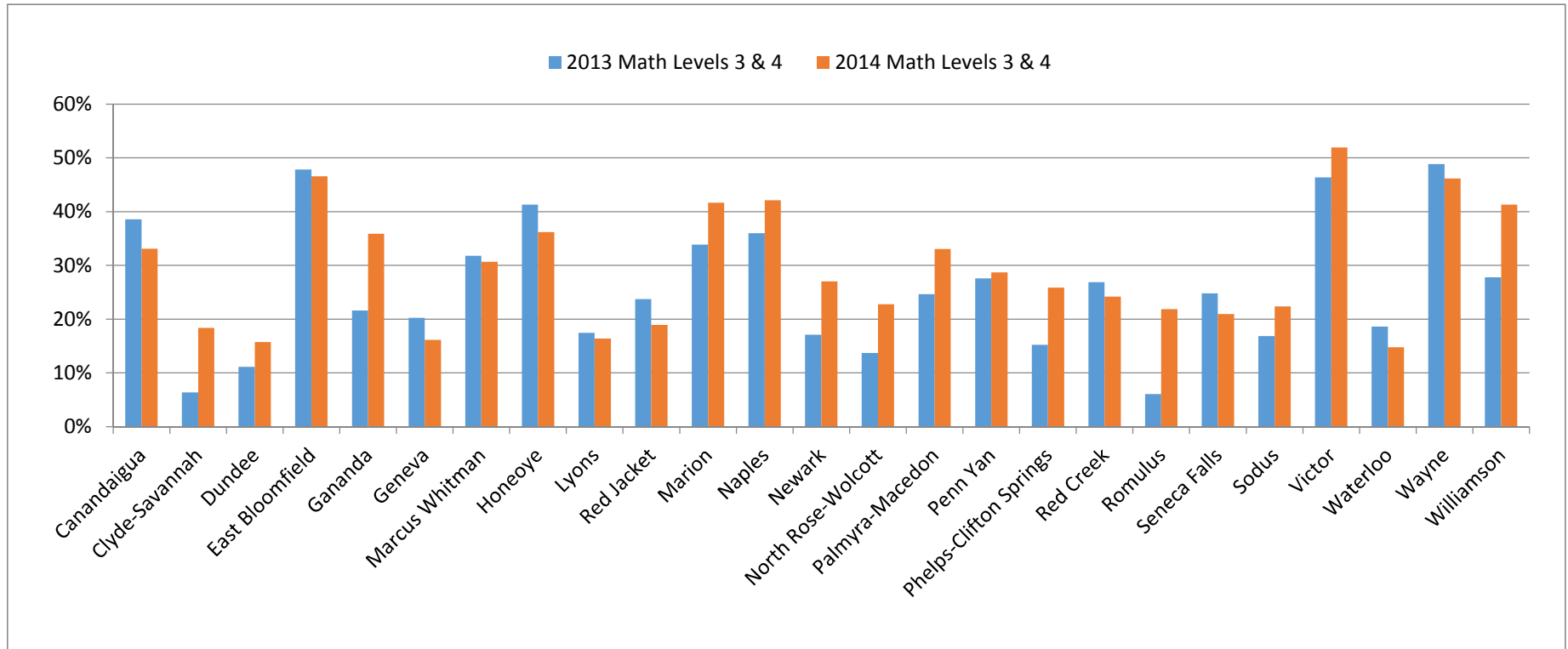
2013 and 2014 MATH 6
Percent Scoring at Level 3&4
WFL BOCES Component Districts



Performance Level	Canandaigua	Clyde-Savannah	Dundee	East Bloomfield	Gananda	Geneva	Marcus Whitman	Honeoye	Lyons	Red Jacket	Marion	Naples
2013 Math Levels 3 & 4	29%	18%	27%	33%	21%	18%	22%	40%	31%	18%	47%	36%
2014 Math Levels 3 & 4	37%	19%	42%	39%	36%	18%	24%	59%	33%	29%	53%	52%

Newark	North Rose-Wolcott	Palmyra-Macedon	Penn Yan	Phelps-Clifton Springs	Red Creek	Romulus	Seneca Falls	Sodus	Victor	Waterloo	Wayne	Williamson
23%	32%	30%	20%	31%	21%	24%	10%	19%	44%	9%	48%	27%
22%	29%	28%	44%	26%	41%	32%	24%	38%	52%	17%	44%	30%

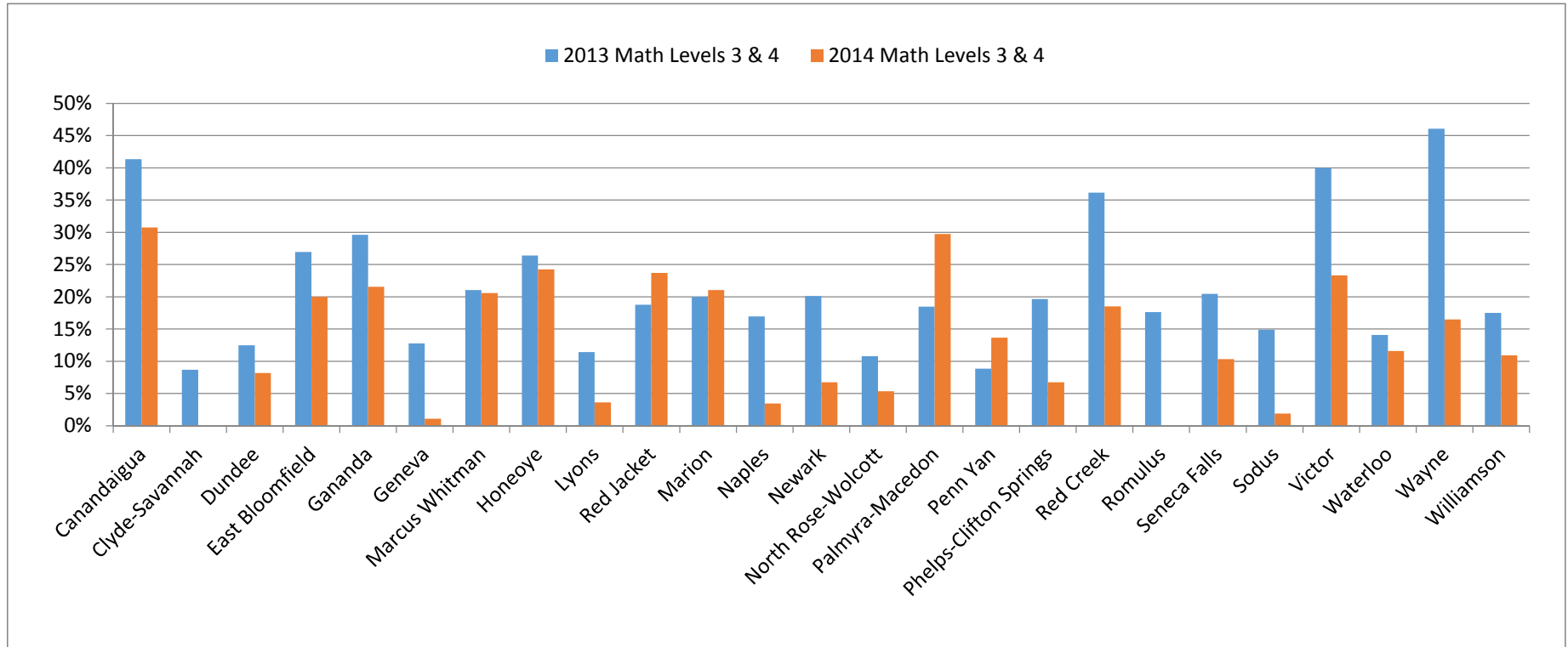
2013 and 2014 MATH 7
Percent Scoring at Level 3&4
WFL BOCES Component Districts



Performance Level	Canandaigua	Clyde-Savannah	Dundee	East Bloomfield	Gananda	Geneva	Marcus Whitman	Honeoye	Lyons	Red Jacket	Marion	Naples
2013 Math Levels 3 & 4	39%	6%	11%	48%	22%	20%	32%	41%	17%	24%	34%	36%
2014 Math Levels 3 & 4	33%	18%	16%	47%	36%	16%	31%	36%	16%	19%	42%	42%

Newark	North Rose-Wolcott	Palmyra-Macedon	Penn Yan	Phelps-Clifton Springs	Red Creek	Romulus	Seneca Falls	Sodus	Victor	Waterloo	Wayne	Williamson
17%	14%	25%	28%	15%	27%	6%	25%	17%	46%	19%	49%	28%
27%	23%	33%	29%	26%	24%	22%	21%	22%	52%	15%	46%	41%

2013 and 2014 MATH 8
Percent Scoring at Level 3&4
WFL BOCES Component Districts



Performance Level	Canandaigua	Clyde-Savannah	Dundee	East Bloomfield	Gananda	Geneva	Marcus Whitman	Honeoye	Lyons	Red Jacket	Marion	Naples
2013 Math Levels 3 & 4	41%	9%	13%	27%	30%	13%	21%	26%	11%	19%	20%	17%
2014 Math Levels 3 & 4	31%	0%	8%	20%	22%	1%	21%	24%	4%	24%	21%	3%

Newark	North Rose-Wolcott	Palmyra-Macedon	Penn Yan	Phelps-Clifton Springs	Red Creek	Romulus	Seneca Falls	Sodus	Victor	Waterloo	Wayne	Williamson
20%	11%	18%	9%	20%	36%	18%	20%	15%	40%	14%	46%	18%
7%	5%	30%	14%	7%	19%	0%	10%	2%	23%	12%	16%	11%